




## CHT51 KLEBEMONTAGE HINTER DOPPELGLAS, BETRIEBUNG BEIDSEITIG

## CHT51 ADHESIVE MOUNTING BEHIND DOUBLE GLASS, BILATERAL OPERATION


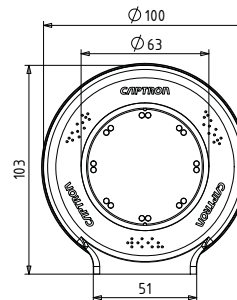
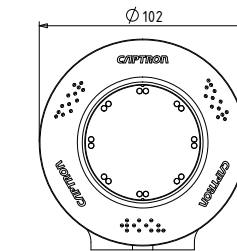
### CHT51-1 (Standard) CHT51-1 (Standard)



Außen  
Outside



Innen  
Inside



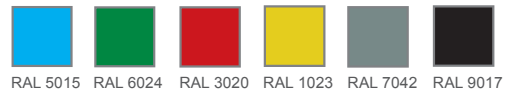
### Mögliche erhabene Piktogramme Possible tactile pictograms



### Braillezeichen (variiert je nach Piktogramm) Braille characters (depend on pictogram)



### Farbvarianten Available colours



**DY** Dynamisch  
Dynamic

**PNP** PNP - Transistor  
PNP - transistor

**AM** Semi-Automatic

### Winkelvarianten Available angles

