



CHT61 KLEBEMONTAGE HINTER DOPPELGLAS, BEDIENUNG EINSEITIG

CHT61 ADHESIVE MOUNTING BEHIND DOUBLE GLASS, SINGLE SIDED OPERATION

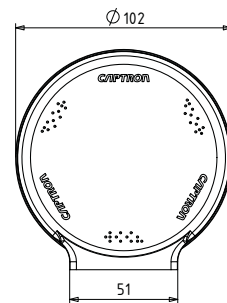
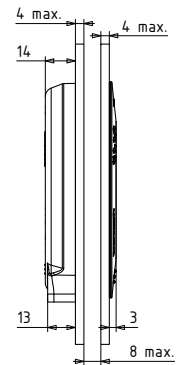
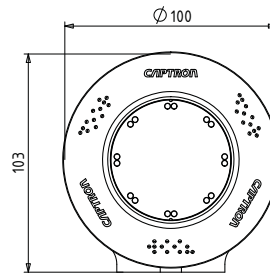
CHT61-1 (Standard) CHT61-1 (Standard)



Außen
Outside



Innen
Inside



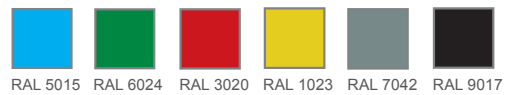
Mögliche erhabene Piktogramme Possible tactile pictograms



Braillezeichen (variiert je nach Piktogramm) Braille characters (depend on pictogram)



Farbvarianten Available colours



DY Dynamisch
Dynamic

PNP PNP - Transistor
PNP - transistor

AM Semi-Automatic

Winkelvarianten Available angles

