



# KombiSIGN 72 - Signal Tower

Size comparison KombiSIGN 72 / 40



Signalisation Index

Optical		Audible	
LED Permanent Light	4	Continuous tone	105 dB Siren 5
LED Blinking Light	5	Pulse tone	6
LED Flashing Light	6		
LED EVS	6		

## Your benefits

There is no need to compromise with the KombiSIGN 72, because this product combines quick installation, excellent visibility and the highest level of flexibility. This saves time and money with regard to installation and order logistics.

- Smooth surfaces prevent dirt gathering and make cleaning easy
- Easy, intuitive installation - incorrect assembly is practically impossible (Poka Yoke)
- High-tech: the Signal Towers can easily be retrofitted with SmartMONITOR (smart MDE alternative) or AndonSPEED (call for action system)
- TwinLIGHT and TwinFLASH combine two easily selectable light effects in one element
- In ClassicLOOK or DesignLOOK to suit all machine surfaces
- Clearly visible from all positions thanks to the OmniVIEW lens with no blind spots
- Completely pre-assembled standard versions are available (common configurations as a complete tower with a single part number)

## Typical applications

The new definition of the industry standard to signal faults

- on machinery and equipment
- on automated systems
- in assembly plants, for example, in the automotive industry
- on conveyor belts in production and logistics
- at manual workstations as a call for action system
- upgradeable to the wireless-based MDE alternative SmartMONITOR or to the call for action system AndonSPEED in logistics applications

## Installation options

- Base mounting
- Tube mounting
- Additional installation options using accessories

## Features

- Combine the KombiSIGN 72 light elements with special controller solutions such as USB or ASi, or integrate one of the versatile audible elements
- Can be combined and retrofitted with all the KombiSIGN 71 elements and accessories, as well as the SmartMONITOR and AndonSPEED wireless-based systems
- High-output 105 dB siren



TwinLIGHT

TwinFLASH

# How to assemble your KombiSIGN 72 signal tower

## ClassicLOOK

### ► STEP 1

Select the required optical or audible elements in the correct voltage (for details see page 41).



### Audible Signal Element

- 2 tone siren

### Optical Signal Elements

- TwinLIGHT
- TwinFLASH

### ► STEP 2

Select the appropriate mounting option for your application.

Base Mounting	Tube Mounting
Terminal element with CAGE CLAMP® technology Order no. <b>640 800 00</b>	Terminal element with CAGE CLAMP® technology Order no. <b>640 810 00</b>

### ► STEP 3

Select the correct terminal element for your mounting option (for details see page 45).

### ► STEP 4

Where appropriate, select a base and the desired tube length (only for tube mounting) (For details see page 64).

	<p>Tube Ø 25 mm, all anodized Order no.</p> <p>100 mm long <b>975 845 10</b></p> <p>250 mm long <b>975 840 25</b></p> <p>400 mm long <b>975 840 40</b></p> <p>600 mm long <b>975 840 60</b></p> <p>800 mm long <b>975 840 80</b></p> <p>1000 mm long <b>975 840 03</b></p>	
Base with integrated tube Order no. <b>975 840 10</b>	<p>Base for Tube, plastic Order no. <b>975 840 90</b></p> <p>Base for Tube, metal Order no. <b>975 840 91</b></p>	

### ► STEP 5

Where appropriate, select the bracket and the contact box (for details see page 64).

Bracket for base mounting Order no. <b>960 000 02</b>	Bracket for base mounting with concealed cable entry Order no. <b>960 000 14</b>	Bracket for base mounting Order no. <b>960 000 53</b>	Bracket for base mounting with concealed cable entry Order no. <b>960 000 55</b>
Bracket for 1-sided mounting Order no. <b>975 840 85</b>	Bracket for tube mounting Order no. <b>960 000 01</b>	Bracket for 1-sided mounting Order no. <b>960 000 52</b>	Bracket for tube mounting Order no. <b>960 000 54</b>
Bracket for 2-sided mounting Order no. <b>975 840 86</b>			

## DesignLOOK



Base Mounting	Tube Mounting
Terminal element with CAGE CLAMP® technology Order no. <b>640 900 00</b>	Terminal element with CAGE CLAMP® technology Order no. <b>640 910 00</b>

	<p>Tube Ø 25 mm, all anodized Order no.</p> <p>100 mm long <b>975 845 10</b></p> <p>250 mm long <b>975 840 25</b></p> <p>400 mm long <b>975 840 40</b></p> <p>600 mm long <b>975 840 60</b></p> <p>800 mm long <b>975 840 80</b></p> <p>1000 mm long <b>975 840 03</b></p>	
Base with integrated tube Order no. <b>960 000 51</b>	<p>Base for Tube, plastic Order no. <b>960 000 50</b></p>	

Look at the signal device section on:

[www.werma.com](http://www.werma.com)

With the new **signal tower configurator** you can put together your own individual signal tower.

Further accessories can be found in our main catalogue or at [www.werma.com](http://www.werma.com).







# KombiSIGN 72 - Modular Signal Tower

Or use one of our pre-assembled signal towers. With just one part number you can obtain the most popular configurations.



## **i** TECHNICAL SPECIFICATIONS/ORDER SPECIFICATIONS:

Pre-assembled signal tower	ClassicLOOK	DesignLOOK
Dimensions (Ø x Height):	70 mm x 211,5 mm	
Voltage:	24 V AC/DC	
TwinLIGHT green/yellow/red	649 000 01	649 001 01
Base/Bracket mounting		
Consisting of:	 647 110 75 + 647 310 75 + 647 210 75 + 640 800 00	 647 130 75 + 647 330 75 + 647 230 75 + 640 900 00
TwinLIGHT green/yellow/red	649 000 02	649 001 02
Dimensions (Ø x Height):	70 mm x 299 mm	
Tube mounting		
Consisting of:	 647 110 75 + 647 310 75 + 647 210 75 + 640 810 00 + 975 840 10	 647 130 75 + 647 330 75 + 647 230 75 + 640 910 00 + 975 000 51

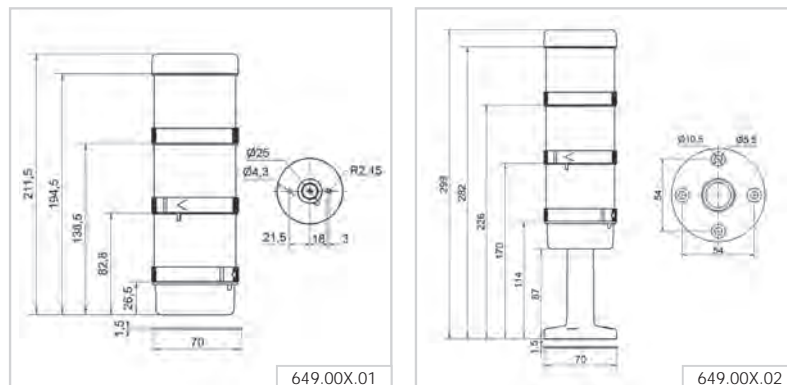
Technical details are given on the relevant product page.



## **🏠** ACCESSORIES:

	ClassicLOOK	DesignLOOK
Bracket for 1-sided mounting	975 840 85	960 000 52
Bracket for base mounting	960 000 02	960 000 53
Bracket for tube mounting	960 000 01	960 000 54

## **📐** TECHNICAL DIAGRAMS:



649 00X 01      649 00X 02



# KombiSIGN 72 - Optical Signal Elements



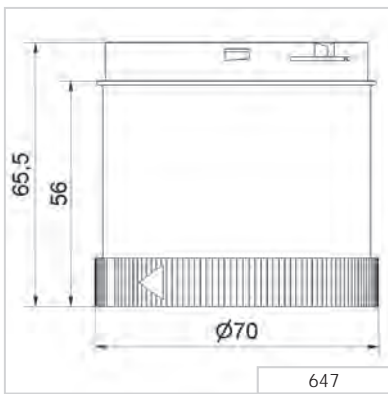
## **i** TECHNICAL SPECIFICATIONS/ORDER SPECIFICATIONS:

	ClassicLOOK	DesignLOOK
Dimensions (Ø x Height):	70 mm x 65,5 mm	
Lens:	PC, transparent	

<b>TwinLIGHT</b>		
Light effects:	LED Permanent light, LED Blinking light, adjustable via slide switch	
Voltage:	24 V AC/DC	
Current consumption:	< 80 mA	
red	647 110 75	647 130 75
green	647 210 75	647 230 75
yellow	647 310 75	647 330 75
white	647 430 75	647 430 75
blue	647 510 75	647 530 75

<b>TwinFLASH</b>		
Light effect:	LED Flashing light, LED EVS light, adjustable via slide switch	
Voltage:	24 V DC	
Current consumption:	< 80 mA	
red	647 120 55	647 140 55
green	647 220 55	647 240 55
yellow	647 320 55	647 340 55
white	647 440 55	647 440 55
blue	647 520 55	647 540 55

## **1 2 3** TECHNICAL DIAGRAM:



in preparation



# KombiSIGN 72 - Audible Signal Elements

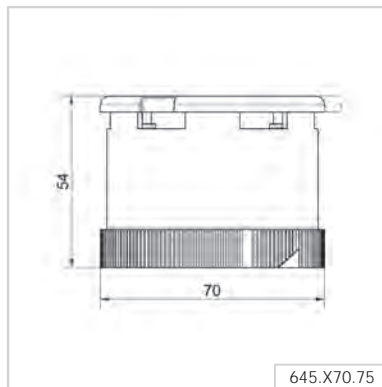


2 tone siren  
KombiSIGN 72  
DesignLOOK

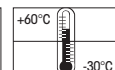
## **i** TECHNICAL SPECIFICATIONS/ORDER SPECIFICATIONS:

	ClassicLOOK	DesignLOOK
Housing:		PC
Life duration:		5.000 h
2 Tone Siren	<b>645 870 75</b>	<b>645 770 75</b>
Dimensions (Ø x Height):	70 mm x 54 mm	
Sound output:	95-105 dB (A), adjustable by slide switch	
Tone type:	Permanent tone or alternating tone, selectable by slide switch	
Voltage:	24 V AC/DC	
Current consumption:	< 40 mA	

## **1 2 3** TECHNICAL DIAGRAMS:



in preparation



# KombiSIGN 72 - Terminal Elements



## **i** TECHNICAL SPECIFICATIONS/ORDER SPECIFICATIONS:

	ClassicLOOK	DesignLOOK
<b>Dimensions (Ø x Height):</b>	70 mm x 42,5 mm	
<b>Housing:</b>	Terminal element: PA-GF Cap: PC	
<b>Fixing:</b>	Base mounting, Tube mounting for tube Ø 25 mm (accessory), Bracket mounting (accessory)	
<b>Cable entry:</b>	Cable diameter max. 11 mm	
<b>Connection:</b>	CAGE CLAMP® technology max. 1,5 mm <sup>2</sup>	
<b>Protection rating:</b>	IP 65	
<b>Number of tiers possible:</b>	Max. 5	
<b>Voltage:</b>	12-230 V AC/DC	
Base mounting	640 800 00	640 900 00
Tube mounting	640 810 00	640 910 00

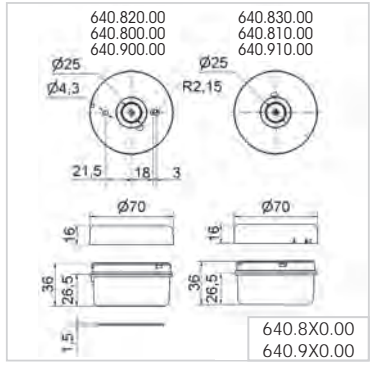
## **🏠** ACCESSORIES:

	ClassicLOOK	DesignLOOK
Base with integrated tube	975 840 10	960 000 51
Bracket for 1-sided mounting	975 840 85	960 000 52
Bracket for base mounting	960 000 02	960 000 53
Bracket for tube mounting	960 000 01	960 000 54
Bracket for base mounting with concealed cable entry	960 000 14	960 000 55
Base for tube Ø 25 mm, plastic	975 840 90	960 000 50

Additional accessoires can be found on page 64.



## **📐** TECHNICAL DIAGRAMS:



640.8X0.00      640.9X0.00  
in preparation

