

FISSLER
ELEKTRONIK



FMSC

Safety
controller

Modular and
configurable



HOMEPAGE

FMSC



Our vision:

We protect people from accidents and have convincing high quality innovative, user-friendly safety solutions for the customers and are always willing to provide the customer with help and advice.

Our passion:

Fiessler Elektronik has been producing optoelectronic components for the industry since 1956. The resulting development and production of the first fully electronic safety light curtain and safety light grid on the basis of the transmitter-receiver principle began in 1965.

Nearly 30 years later in 1996, Fiessler Elektronik was the first manufacturer worldwide to introduce the groundbreaking innovation of a specially coupled motion safety solution for blanking presses (AKAS®).

In 2005, Fiessler Elektronik completed its solution for blanking presses with its programmable FPSC safety control.

Permanent product care and new developments in dialogue with our customers is what guarantees perfect solutions and high quality products. Certifications, quality monitoring and prototype tests in accordance with worldwide standards are a matter of course for Fiessler Elektronik.



Company
description



Service – worldwide

Fiessler Elektronik serves customers in all industrial regions of the world. The service network of Fiessler Elektronik is available in more than 30 countries.

These support points provide effective supervision to machine manufacturers as well as end users.



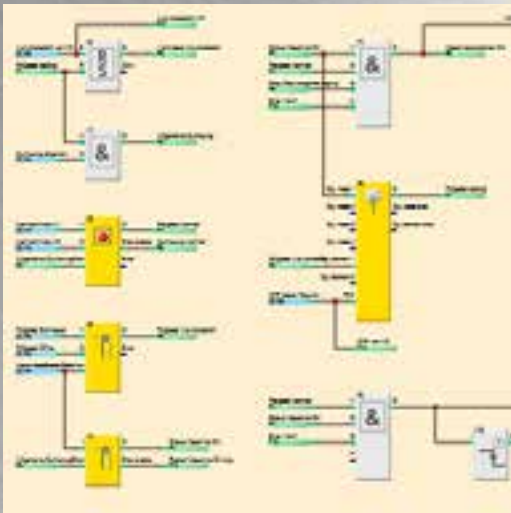
Branches



Quick and flexible

Fiessler Elektronik has consequently implemented its more than 60 years of experience and know-how with the new and configurable modular FMSC safety controller. The development not only focused on the high standard of safety but also on how to simply and rapidly implement projects. Miscellaneous functionalities, such as creating combinations, make it easier for the user to program the safety controller. Already created projects can also be comprehensively documented. Rapid response times as well as the safety-oriented monitoring of up to 16 axes round off the profile of the new FMSC safety control.

The modular structure of the FMSC system family ensures that the most efficient hardware solutions will always be found for a monitoring task. The variations Eco, Basic, Advanced and Professional provide a selection of different master devices with a respectively different range of functions. The corresponding functionalities are simply integrated or configured with the programming software, FMSC Studio. The system can be expanded at any time with up to 16 expansion modules. As a result, up to 204 digital inputs and up to 153 digital outputs are available today. And up to 16 axes can be monitored for safety. The compact design makes it easy to integrate the safety control in new systems as well as for retrofitted systems.



The programming

The programming environment, FMSC Studio, is the heart of the FMSC safety controller. This software tool will configure all hardware functionalities and create the user program. A great number of pre-finished standard and safety function blocks simplifies the work for the user. Using drag and drop, the modules are placed on the worksheet, which accepts nearly any size, and the individual I/O points are simply graphically connected. Transfer flags do not have to be set necessarily, since FMSC Studio supports both work methods. The individual windows are arranged in a clear and flexible manner to provide an optimal overview at all times.



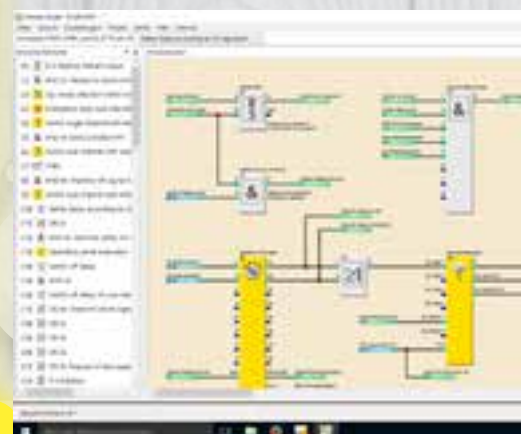
The simulator

The created project can be simulated and tested practically in real time with the built-in simulator. Counters, switching on and off times can be integrated and simulated. As such, the dynamic behavior of connected actuators or higher level controls can be simulated on a nearly 1:1 basis. It is also possible to integrate special modules to simulate short circuits and interruptions in performance. The user is thus able to commission the project as well as carry out a safety-related inspection from their workstation. Different simulators can be used to accurately document the individual test stages of a project. Preliminarily inspecting the created project at the workstation saves a lot of time and money when commissioning the real machine or system.



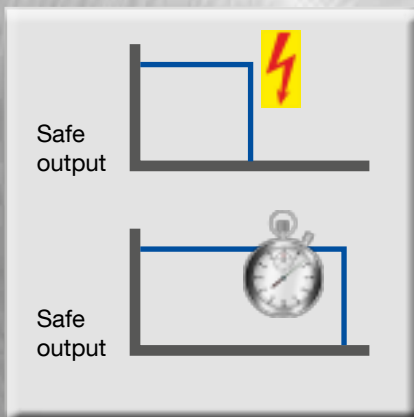
The online diagnostic

The software tool FMSC Studio also forms the basis for the online diagnostic of the FMSC safety controller. Individual networks as well as the complete project can be diagnosed online. Non-volatile error memories make it easier to find sporadic errors in the wiring and the function. Showing the project history of the device also makes its life cycle accountable at all times.

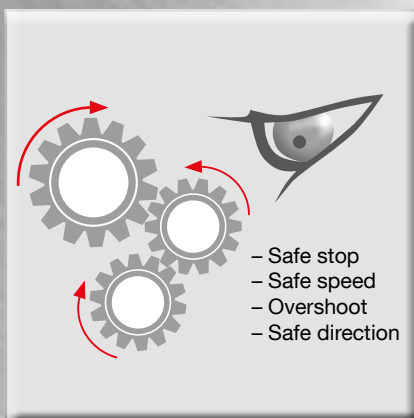




Emergency shutdown



Switch-off delay



Speed monitor

The FMSC system family has the right solution for each task. Comprehensive functions enable maximum flexibility with a convincing cost-benefit ratio.

Examples:

Emergency shutdown (fast shutdown function)

If the rather fast cycle time of the FMSC is still too slow, the hardware configurator can configure the emergency shutdown. The maximum switch-off time then is 0.5 ms. To ensure every single application has an optimal shutdown behavior, the emergency shutdown can be bypassed in the application program according to situation. This provides maximum flexibility regarding an emergency shutdown.

Switch-off delay of outputs - also in case of a fault

For many applications, the switching off behavior of safety controllers in case of a fault leads to risks for humans and machine. Conventional safety controls for internal or external hardware errors set all outputs to the secure state, resulting in the development of dangerous centrifugal forces. To exclude these hazards outright, the FMSC system family has a configurable switch-off delay for every single safety output. This specific type of shutting down offers protection from consequential damage.

Speed monitor – safe, flexible and fast

The FMSC system family can safely monitor up to 16 axes. Different, pre-finished software modules cover any application as per EN 61800-5-2. For example, different speed profiles to be monitored can be allocated to an axis. Direction and standstill detection round off the requirement profile. Direction of rotation, resolution and sensor types can be simply and readily selected from the hardware configuration. The individual counter values are then processed further in the FMSC application program.

- Safe Stop 1: SS1
- Safe Stop 2: SS2
- Safe direction of movement (safe direction): SDI
- Safe operation stop: SOS
- Safe speed monitor: SSM
- Safe speed range: SSR

Your advantages

FISSLER
ELEKTRONIK

Expanding the system structure

Up to 16 expansion modules can be connected to a single master module. Configuring the respective expansion modules is quite simple. Addresses are taught using the teach-in function, but the addressing does not have to be uniform. The advantage is that diverse machine options can be planned already during project planning and then implemented later on. This in turn considerably simplifies the creation of circuit diagrams and documentations.

Muting safe bypassing of an optical protection system

For many applications, materials need to be transported in to or out from the area to be protected. An optical protection, however, would shut down the system each time because the material interrupts the light curtain. The safe Muting function bypasses the light curtain for the duration of the transport. Depending on the set-up, this is called serial or parallel muting. The override function can bypass the light curtain at any time, helping to recover the system after a standstill and interrupted light curtain. The pre-finished and certified modules of the FMSC system family supports all muting arrangements.

Cycle operation – a light curtain not only for safety

To increase the ergonomics at the machine workplace, an operating step is initialized with the cycle operation via the safety light curtain. Also, productivity at many manual feed workplaces is significantly increased because extra equipment does not need to be activated to trigger the operating step. Depending on machine type, up to four interruptions can be programmed to trigger the operating step. Typical application areas are presses and automatic testing devices that are loaded by hand.

Programmable light curtain BLVT/BLCT

A safety concept with optical protection must be flexible and capable of adapting to the respective requirement. If not, the motivation to manipulate the optical protection increases because the safety concept is deemed as interference while working. With the safety light barrier BLVT/BLCT and the safety controller FMSC, up to eleven operating modes can be configured and called up during operation. This is done either with the teaching-in function or direct retrieval from a defined memory. The safety concept can be flexibly adapted to requirements at any time.



Muting



Cycle operation



Light curtain BLVT/BLCT



Numerous FMSC master devices are available with the same hardware structure but with a different range of functions. The user thus can create a system concept with the best cost-benefit factor.

FMSC- ECO – Master

- 12 digital inputs
(six inputs for 24V or 5V DC configurable)
- 4 safe digital outputs
- 5 standard outputs (each configurable as test pulses)
- 1 two-digit display for messages
- 1 USB programming interface
- 1 start-stop push button

FMSC- Basic – Master

(additional range of functions for Eco variation)

- Expandable with up to 4 expansion devices
- Configurable switching-off delay of safe outputs in case of error

FMSC- Advanced – Master

(additional range of functions for Basic variation)

- Expandable with up to 8 expansion devices
- Configurable emergency shutdown of safe outputs
(fast shut down function)
- Counter inputs for the safety-related evaluation of an axis
- Muting functions
- Safety light curtain BLVT programmable

FMSC- Professional – Master

(additional range of functions for Advanced variation)

- Expandable with up to 16 expansion devices
- Counter inputs for the safety-related evaluation of up to 16 areas
in combination with FMSC-Professional-Slave

Expansion modules

FISSLER
ELEKTRONIK

Depending on the master device, the system structure can be expanded with modules to a maximum of 16 devices. The devices are respectively addressed via a simple teach-in process.

FMSC- Basic – Slave 1

- 12 digital inputs
(six inputs for 24V or 5V DC configurable)
- 4 safe digital outputs
- 5 standard outputs (each configurable as test pulses)
- 1 two-digit display for messages
- 1 start-stop push button
- Configurable switch-off delay of safe outputs in case of error

FMSC- Advanced – Slave 1

(additional range of functions for Basic variation)

- Configurable emergency shutdown of safety outputs (fast shut down function)

FMSC- Professional – Slave 1

(additional range of functions for Advanced variation)

- Counter inputs for the safety-related evaluation of an axis (up to 16 axes in overall expansion)




F M S C

Due to the open system structure, the FMSC system family is suitable for all industrial fields of application. Examples:

Sheet metal work in general

Evaluation of emergency stop, optical protective devices, safety doors, positions and speeds.

- Shears
- Press brakes
- Mechanical presses
- Punching, laser, water cutting systems



Conveying technology

Evaluation of emergency stop, optical protective devices, safety doors, speeds, muting applications, enabling mode

- Packaging machines
- Conveyor systems in general
- Sorting systems



Machining centers

Evaluation of emergency stop, optical protective devices, safety doors, safe speed, enabling mode.

- Milling centers
- Lathes
- Drilling machines



Special machines / Automatic testing devices

Evaluation of emergency stop, optical protective devices, muting, cycle mode, safety doors, feeding units.

- Automatic testing device with manual loading
- Automatic punching press
- ...



Robot applications

Evaluation of emergency stop, optical protective devices, safety doors, safe work areas, safe speeds, area safeguarding

- Automatic feeding units for presses, punching machines, etc.
- Fully automatic machining centers
- Packaging machines



All features at a glance

FISSLER
ELEKTRONIK

Shutting down quickly

The FMSC has convincingly rapid cycle and response times. And yet, sometimes shutting down needs to occur as quickly as possible. For that reason, the hardware configurator can parameterize the emergency shutdown with a maximum shutdown time of 0.5 ms. For each application to exhibit the optimal shutdown behavior, the emergency shutdown in the application program can be bypassed according to situation.

This guarantees maximum flexibility regarding an emergency shutdown.

Shutting down without risk

Conventional safety controls automatically set all outputs immediately to the safe state in case of internal or external hardware errors.

All connected devices and machines, such as robots, immediately stand still. However, the resulting centrifugal forces can put humans and machines at considerable risk. To prevent such risks from even occurring, the FMSC system family has a configurable switching-off delay for every single safety output. The specific shutdown excludes subsequent hazardous potentials.

Simply program –

Find errors online - expand individually

The programming software FMSC Studio lets you easily configure hardware and applications thanks to the pre-finished standard and safety function blocks. The user drags the modules and drops them on the worksheet and simply connects the I/O points graphically. An additional bonus: FMSC Studio diagnoses the complete project or individual networks online. The system can be expanded with up to 16 hardware modules for new tasks. Configuration occurs via teach-in function, but the addressing does not have to be uniform. Diverse machine options can be planned already during project planning and then implemented later on.

Safe in every respect

The ingenious safety concept of the FMSC system family begins already during the programming: The "hardware force connect" function displays possible errors to the project planner while creating the application software. By entering different passwords, the control can be protected from unauthorized access. This function also guarantees a comprehensive know-how protection. By using pre-finished certified software components including a program simulator, the highest possible safety-related standards can be achieved in accordance with relevant safety standards.

FMSC properties

- Emergency shutdown (fast shutdown function) max 0.5 ms
- Switching-off delay of safe outputs, also in case of error
- Up to 16 axes can be safely monitored
- Expandable with up to 16 expansion modules
- Very fast cycle times
- Easiest programming
- Versatile certified software modules
- Cost-effective system structure through use of expansion modules
- Short standstill times through extensive diagnostic possibilities
- Comprehensive know-how protection by setting different access passwords
- Maximum safety
 - PL e
 - SIL CL 3
 - CAT 4
- Realization of safety functions in acc. with EN 61800-5-2
- Connection to different field bus systems



The FMSC Studio software can be used to not only program the FMSC system family but also to easily put into operation. A project is simply created using drag and drop and can be directly simulated at the workstation.

FMSC Studio – Workstation environment

Here, a project is created according to the respective specification. With the help of numerous certified software modules, applications are implemented quickly and easily.

Another technical feature is the creation of subprograms, so-called combinations. These can be exported and very easily imported to other projects. Already tested program blocks can be quickly and easily integrated in other projects.

Creating new projects is significantly faster and more cost-efficient as a result.

FMSC Studio – Simulator

The simulator is used to verify and test a complete project offline at the workstation. The simulator can simulate nearly every time behavior. If several simulators are used, the project planner can check all error cases and file them with the project for documentation purposes.

The use of the simulator considerably reduces the commissioning time at the real machine, because the logic has already been tested in advance.

FMSC Studio – Online Diagnostics

The FMSC Studio software in online mode supports commissioning directly at the machine. All networks and combinations can be diagnosed online. This guarantees fast commissioning. Program history as well as error stack display support the technician to give him an overview at all times.

Individual solutions

FISSLER
ELEKTRONIK

User optimized prefabricated controls

Do you need a safety-related control in large quantities and would like support in implementing the application program? Then just ask us.

Fiessler Elektronik will help you implement the entire project and supply the prefabricated control directly to your company. This keeps the expenditure for the safety concept at a manageable level and you can focus on your core competency.

Do you need specific safety-related functionalities for your application? In this case **Fiessler Elektronik** will also be able to help you. We will accompany and support you beginning with the development of the specification to the implementation of software modules and on to the certification.

The system structure of the FMSC Studio programming software has been designed so that the components can be used exclusively specific to customer. This means that all of your incorporated know-how will also be only available to you.



Our experience for your safety

Application advice

You will be competently advised on site and by telephone by our field representatives and technical consultants:



Support for Risk analysis

We support machine manufacturers and end customers in assessing possible dangers and determining necessary safety categories in order to secure systems according to applicable laws and standards.



Technical Support

Our employees are available for questions and suggestions concerning our products and their integration.



Circuit diagram processing

We will check if the circuit diagrams you produced are integrated correctly in the associated safety category.



Standard safety checks

- Safety inspections before initial start-up
- Annual safety inspections
- Overtravel measurements
- Other safety inspections

System modernization

Retrofitting of safety devices with subsequent inspection

Safety training courses

- Safety seminars, also at the customer's premises
- User training
- Customer-specific training

Product training

- Safety light barriers
- Safety controls
- AKAS® integrator training
- FMSC integrator training
- Application engineering of safety light curtains, light grids, light barriers



FMPC System overview

FISSLER
ELEKTRONIK

The FMPC system family are programmable controls for markets without a high safety standard. FMPC controls can incorporate all safety-related functions such as emergency stop or monitoring of safety door switches.

Conventional safety switching devices can be replaced and the switch cabinet simplified.

Based on the FMSC system family, there are two FMPC master devices and one expansion module.

FMPC- ECO – Master

- 12 digital inputs
(six inputs for 24V or 5V DC configurable)
- 4 safe digital outputs
- 5 standard outputs (each configurable as test pulses)
- 1 two-digit display for messages
- 1 USB programming interface
- 1 start-stop push button

FMPC- Basic – Master

(additional range of functions for Eco variation)

- Up to 4 expansion devices can be connected
- Configurable switching-off delay of secure outputs in case of error

FMPC- Basic – Slave

For connection to an FMPC BASIC Master with

- 12 digital inputs
(six inputs for 24V or 5V DC configurable)
- 4 safe digital outputs
- 5 standard outputs (each configurable as test pulses)
- 1 two-digit display for messages
- 1 start-stop push button
- Configurable switching-off delay of secure outputs in case of error



Innovative solutions

Safety light curtains

Type 4, SIL 3, PL e
high range up to 60 m
Very short response time as of 2 ms
Blanking and cascading

Type 2, SIL 1, PL c
Protective field height up to 2500 m
Finger and hand guard, entrance protection
Safety controller integrated

AKAS® press brake safety system

fully automatic adjustment
after tool change
laser-optics safety light grid

innovative finger guard through continuous bending without stop

FMSC safety PLC

Emergency shutdown
(fast shut down) max. 0.5 ms
Expandable with up to 16 expansion modules

Easiest programming
Cat 4, SIL 3, PL e

Safety contact mats

Type 3, SIL 2, PL d
Series connection of up to ten mats
Load capacity up to 2000N
single component casting also in several colors

individual sizes and shapes
Polyurethane, aluminum or Stainless steel surface
with integrally cast ramp rail available

Safety laser scanner

Cat 3, SIL 2, PL d
Protective field 4 m, range 7 m
Metering section 50 m range

Easy assembly
Warning field 15 m
Several programmable sections

Safety foot pedals

Single-pedal or double-pedal

Controlling, detecting and measuring

Measuring light curtains
Loop sensors
Directional counting light barriers

Hole detectors
Encoding strips

